

How to Compare Schools on the Dashboard

Parents can use the 2023 California School Dashboard (Dashboard) to monitor how well their child's school is meeting the needs of all students. They can also compare their school's performance to the performance of other schools within the district. These tools allow parents to engage in the school improvement process using data to begin understanding the strengths and areas of need at their school and in their district.

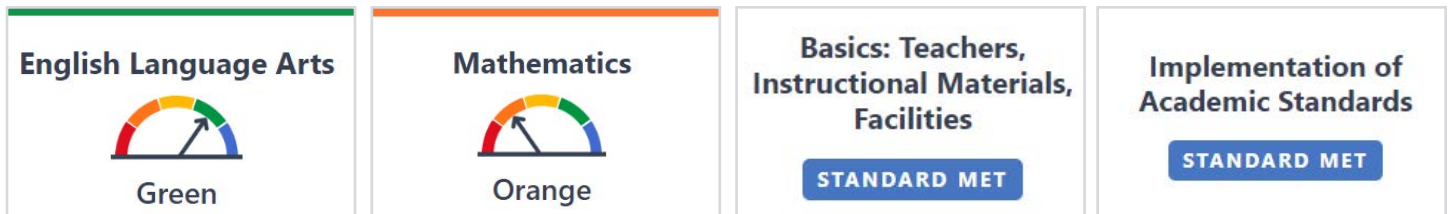
Instructions to Access the Comparison Features

1. The Dashboard website can be accessed at <https://www.caschooldashboard.org/>.
2. To compare the results of all schools **within your district**, enter the district name into the **Find School or District** search bar. Then select the year.

Explore information about your local school and district.

Find School or District Near City or County 2023

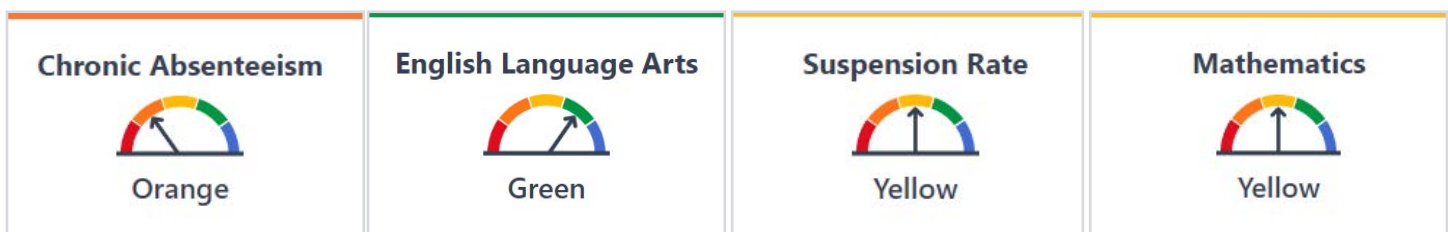
3. Once you select your district, its performance on state and local measures will be displayed.



4. The **View All Schools** option displays results for all the schools within the district.

[View All Schools](#)

5. Once the **View All Schools** button is selected, each school's performance on applicable state measures—such as Chronic Absenteeism, Suspension Rate, English Language Arts, and Mathematics—will be displayed, as identified below.



6. Use the sorting options on the Dashboard to sort
 - all schools in the district in alphabetical order (ascending or descending); or
 - by a specific state measure in order of performance.
7. Filter reports (under the sorting options) by selecting the measures you would like to compare. Then select the **Apply Filter** button.
8. The Performance Levels (or colors) for all of the state indicators (except for the College/Career Indicator) are shown on the Dashboard with the lowest performance displaying a gauge pointing to Red and the highest performance displaying a gauge pointing to Blue.

Sort By

School Name

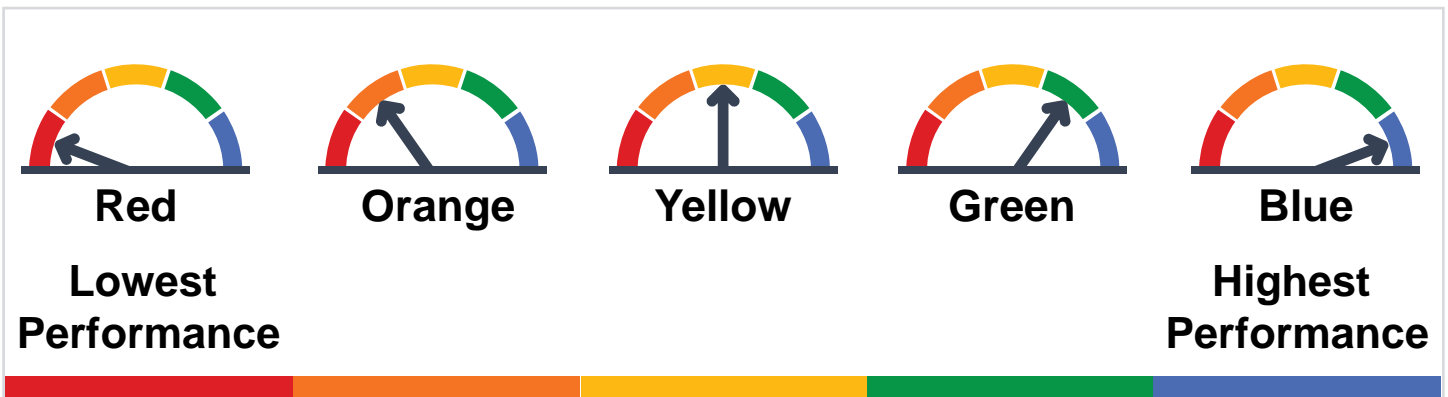
Sort Order

Ascending

Filter Reports

- Chronic Absenteeism
- Suspension Rate
- English Learner Progress
- Graduation Rate
- College/Career
- English Language Arts
- Mathematics

Apply Filter



For more information on performance for all state indicators, refer to the Getting to the Know the California School Dashboard flyer on the California Department of Education (CDE) Dashboard Communications Toolkit web page at <https://www.cde.ca.gov/ta/ac/cm/dashboardtoolkit.asp>.

For more information, please visit the CDE California School Dashboard and System of Support web page at <https://www.cde.ca.gov/ta/ac/cm/index.asp>. Contact the Analysis, Measurement, and Accountability Reporting Division by email at dashboard@cde.ca.gov.

