



California Department of Education
**CALIFORNIA ELEMENTARY SCHOOL
 CALIFORNIA SCHOOL DISTRICT**

SSID: 9999999995
School Year: 2024–25
Grade: 5

FOR THE FAMILY OF:
JENNY M. LASTNAME
 1234 MAIN ST UNIT 1234
 YOUR CITY, CA 12345





What is the CAASPP?

The California Assessment of Student Performance and Progress (CAASPP) consists of assessments aligned with the state standards that outline the expectations for what students know and can do. Students in grades three through eight and eleven take the English language arts/literacy (ELA) and mathematics assessments. Students take the California Science Test (CAST) in grades five and eight, and once in high school. With each assessment, students are expected to write clearly, think critically, and solve problems.




If you have any questions about the assessments or your child's results, you may contact your child's teacher for more information.

What do the scores mean?

Students receive an overall score and an achievement level. There are four different achievement levels that describe students' grade-level knowledge and skills:

-  Level 4: Advanced
-  Level 3: Proficient
-  Level 2: Foundational
-  Level 1: Inconsistent

In addition, there is more detailed information about what students know and can do in each performance area, which is reported as one of three categories:

-  Above Standard
-  At or Near Standard
-  Below Standard

These results provide a measure of where students are excelling and where they can improve. Assessment results are only one measure and should be combined with other information to better understand student achievement.



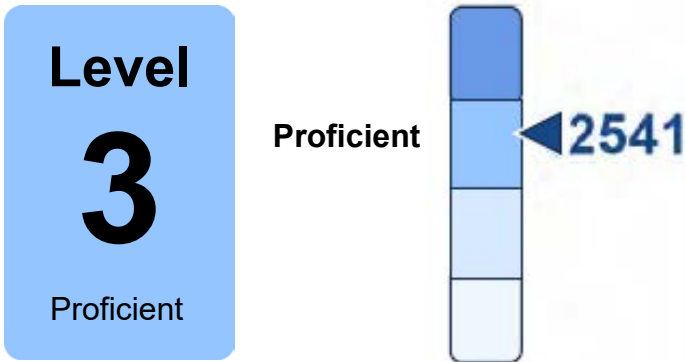
For more information about these tests—including sample test questions—visit <https://CA.StartingSmarter.org/>.



Smarter Balanced for English Language Arts/Literacy

Jenny's Overall ELA Score

Jenny demonstrated proficient grade-level knowledge and skills.

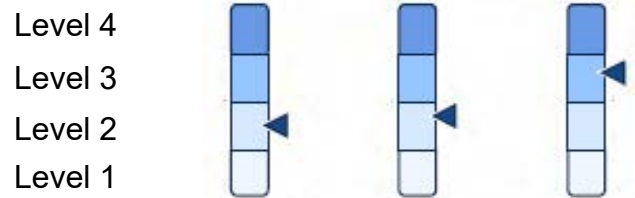


The score range for grade five is 2200–2730.

Jenny's Score History

Jenny's score increased from last year, enough to reach a higher level.

Grade	Grade 3	Grade 4	Grade 5
Score	2400	2460	2541
Level	Level 2	Level 2	Level 3



Standards for the next grade are higher than for the previous grade. As a result, students may need a higher score to stay in the same level as the previous year.

Jenny's Performance Areas



Reading and Listening

How well did Jenny understand written and spoken information?

At or Near Standard



Writing and Research

How well did Jenny use research skills and communicate in writing?

Above Standard



Smarter Balanced for Mathematics

Jenny's Overall Mathematics Score

Jenny demonstrated foundational grade-level knowledge and skills.

Level

2

Foundational

Foundational



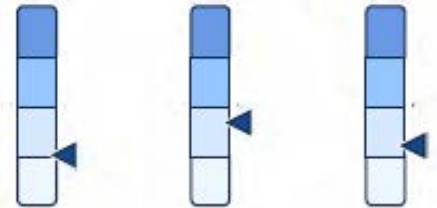
The score range for grade five is 2220–2740.

Jenny's Score History

Jenny's score increased from last year, but not enough to reach a higher level.

Grade	Grade 3	Grade 4	Grade 5
Score	2380	2467	2470
Level	Level 1	Level 2	Level 2

Level 4
Level 3
Level 2
Level 1



Standards for the next grade are higher than for the previous grade. As a result, students may need a higher score to stay in the same level as the previous year.

Jenny's Performance Areas



Concepts and Procedures

How well did Jenny apply mathematical concepts and procedures to solve problems?

Below Standard



Mathematical Practices

How well did Jenny apply strategies to solve complex problems and explain the reasoning for the solution?

At or Near Standard



Jenny’s Essay Performance

Jenny was assigned a narrative essay as part of the test. Jenny’s essay is scored in three categories and provides additional information about Jenny’s writing. For more information, review the Understanding the Smarter Balanced Writing Extended Response Question document at <https://CAASPP-ELPAC.org/WER/>.

Organization/Purpose



Did the writing tell a complete story with a setting, character(s), and a clear sequence of events?

3 out of 4

Development/Elaboration



Were the experiences, characters, setting, and events clearly developed in the story? Did the writing make use of effective vocabulary, figurative language, and style?

3 out of 4

Conventions



Did the writing include correct sentence formation, punctuation, spelling, capitalization, and grammar?

1 out of 2

Jenny’s Lexile® and Quantile® Measures

Lexile and Quantile measures are reported from the Smarter Balanced for ELA and Smarter Balanced for Mathematics assessments. Lexile measures show the level of text your child can read and understand independently. Quantile measures identify the mathematic skills and concepts your child is ready to learn next. To learn more about these measures and to access Lexile and Quantile resources to support learning, visit <https://Hub.Lexile.com/Family/>.

 **980L**

 **745Q**

How Jenny’s Scores Compare

Smarter Balanced for ELA		
Your Child’s Score	School Average	State Average
2541	2530	2491

Smarter Balanced for Mathematics		
Your Child’s Score	School Average	State Average
2470	2577	2576



California Science Test

Jenny's Overall Science Score

Jenny demonstrated proficient grade-level knowledge and skills

Level

3

Proficient

Proficient



The score range for grade five is 150–250.

How Jenny's Score Compares

Your Child's Score	School Average	State Average
220	209	187

Jenny's Performance Areas



Earth and Space Sciences

How much did your child learn about Earth's place in the universe, Earth's systems, and Earth and human activity?



At or Near Standard



Life Sciences

How much did your child learn about living things, ecosystems, heredity, and biological evolution?



Above Standard



Physical Sciences

How much did your child learn about matter and its interactions, motion and stability, energy, and waves and their applications?



At or Near Standard



This page is intentionally left blank.